



**straumann**



*Fodder mixing wagon*

**Verti-Mix  
Verti-Mix – L  
Verti-Mix Double**



# Verti-Mix „new generation“

## Extensions

The extensions enable you to flexibly adapt your Verti-Mix to your needs.

## Vario mixing auger

Different sets of knives deliver homogeneous mixtures and variability.

## Weighing device

Different models enable optimum check and precise feeding.

## Customised discharge options

Various discharge options ensure optimum feeding in your enterprise.

## Drawbar

Narrow and therefor easy to manoeuvre. Simple to unscrew and reposition for height adjustment.

## Why mix fodder?

- Homogeneously mixed ingredients prevent the cows from selecting the forage
  - ➔ Higher milk yields with improved ingredients
  - ➔ All animals are optimally fed from the physiological point of view and less prone to diseases
  - ⇒ Healthy, long-living cows and high degree of cost effectiveness
- Time saving and easier working
- Possible use of low-cost industrial by-products

## Verti-Mix „new generation“

What you are going to appreciate ...

### 1. Excellent mixing quality

...because only cows enjoying optimum nutrition are healthy and deliver a good milk yield!

### 2. Low power requirement

...because your diesel consumption is reduced!


### 3. Flexibility

... because machines should adapt to your enterprise!

### 4. Reliability

... because cows must be fed on 365 days a year!


Be among those who benefit from our more than 20 years of experience in fodder mixing technology and become one of our approx. 20,000 reference enterprises!



## Contents

|                       |       |
|-----------------------|-------|
| Vario mixing auger    | 4-5   |
| Extensions            | 6-7   |
| Two auger mixers      | 8-9   |
| Discharge options     | 10-11 |
| Conveyors             | 12-13 |
| Cubicle care          | 14-15 |
| Weighing & operation  | 16-17 |
| Optional extras       | 18-19 |
| Technical data        | 20-21 |
| Technical data double | 22-23 |





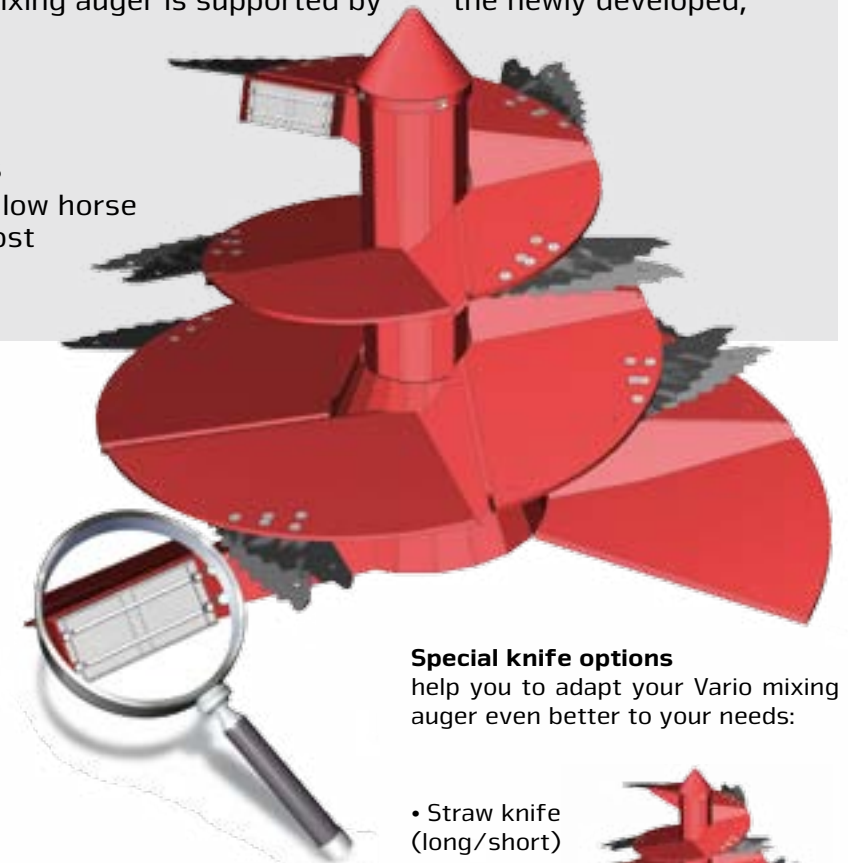
# Vario<sup>2</sup> – mixing auger – the allround talent

## Strautmann Verti-Mix fodder mixing wagons

Contribute substantially to increase the productivity of modern dairy farms. The perfect geometry of container and Vario<sup>2</sup> mixing auger is supported by the newly developed, canted auger shape. This ensures:

- Low power requirement
- Optimum fodder structure
- Homogeneous mixing
- Energy-saving short mixing times

Excellent mixing quality and proven low horse power mixing guarantee absolute cost effectiveness for any kind of application.



## The Vario mixing auger – Variability and strength for any purpose

Due to the patented knife adjustment system, the Vario mixing auger can be perfectly adapted to your specific conditions of use. The robust and low-maintenance angular gearbox ensures long service life even under challenging conditions.

## Highly effective magnetic separation of metallic foreign objects

Silage and any kind of purchased fodder might contain metallic foreign objects which may harm your dairy cattle.

The Strautmann magnetic system (optional extra) directly mounted on the mixing auger offers optimum health protection for your high-yield cows.

The system is mounted so that it is in direct and close contact with the mixed fodder, thus working very effectively.

Optional „INNODUR“ wearing elements significantly extend the service life of the Vario<sup>2</sup> mixing auger.

Optional also is a heavy-duty auger with 20 mm strong turns for a 50 % longer service life (= 50 % less wear costs).



Caption: Result after 14 days of using our magnets (wedding ring as reference in the bottom right of the photo)

**Special knife options**  
help you to adapt your Vario mixing auger even better to your needs:

• Straw knife  
(long/short)



• Bale cutting knife



• Root crop  
knife



**„INNODUR“**



→ Assumption: Residual thickness before replacement of the mixing auger 5 mm, i.e. 15 mm of wearing material in case of heavy-duty compared to 10 mm in case of standard.

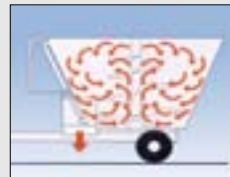
### Robust heart

The heart of the Vario mixing auger is the very robust and durable gearbox. Stability is achieved by means of a large-sized pair of tapered roller bearings, double sealing and a large grease chamber, thus extending the maintenance intervals.



### Efficient mixing

The perfect matching of the mixing auger with the container ensures quick and homogeneous mixing.





# You want your enterprise to grow – Your Verti-Mix adapts to your growing needs

The patented container embossing at the top container edge provides the Strautmann mixing container with additional rigidity. It serves as a basis for two different container extensions helping you to adapt the capacity of the mixing container to your operational requirements.

## Your advantages:

- Flexible customised extension of the capacity
- Highest stability of the container due to embossing
- Design of all components for maximum volume

## The right Verti-Mix for your needs ...

- Depending on the feed ration, feeding of 6–8 cows per m<sup>3</sup> when feeding once a day
- Volume adjustment by means of container attachments

| Basic machine  | Basic volume        | Volume with 180 mm attachm. | Volume with 360 mm attachm. |
|----------------|---------------------|-----------------------------|-----------------------------|
| Verti-Mix 951  | 7.5 m <sup>3</sup>  | 8.5 m <sup>3</sup>          | 9.5 m <sup>3</sup>          |
| Verti-Mix 1251 | 10 m <sup>3</sup>   | 11 m <sup>3</sup>           | 12.5 m <sup>3</sup>         |
| Verti-Mix 1451 | 13.5 m <sup>3</sup> | 15 m <sup>3</sup>           |                             |
| Verti-Mix 1651 | 13.5 m <sup>3</sup> | 15 m <sup>3</sup>           | 16.5 m <sup>3</sup>         |

Further attachment heights on request



## Optimum use of the container capacity

Depending on the space available in the enterprise, different height options are at your disposal.

without extension



Inner overflow ring for optimum container use in case of low overhead clearances.

180 mm extension



If attachments are added, continue to use the overflow ring. Only the supports are changed.

360 mm extension





# Twice as good – the Strautmann two–auger mixers



The fodder mixing wagons of the Verti-Mix Double series particularly excel by their high mixing capacity, while maintaining compact dimensions. The innovative extension concept enables expanding enterprises to adapt these fodder mixing wagons to their requirements.

- 2 Vario mixing augers
- Optional magnetic system for optimum animal health
- Also available with tandem axle



| The right Verti-Mix Double for your needs ... |                |                                |                                |
|---|----------------|--------------------------------|--------------------------------|
| Basic machine                                 | Basic capacity | Capacity with 180 mm extension | Capacity with 360 mm extension |
| Verti-Mix 1501 D                              | 12,0 m³        | 13,5 m³                        | 15,0 m³                        |
| Verti-Mix 1801 D                              | 14,0 m³        | 16,0 m³                        | 18,0 m³                        |
| Verti-Mix 2401 D                              | 19,0 m³        | 21,5 m³                        | 24,0 m³                        |
| Verti-Mix 3101 D                              | 25,0 m³        | 28,0 m³                        | 31,0 m³                        |

straumann  
VM 1501 D  
12 m³

straumann  
VM 1801 D  
14 m³

straumann  
VM 2401 D  
19 m³

straumann  
VM 3101 D  
25 m³

straumann  
VM 1501 D  
13,5 m³

straumann  
VM 1801 D  
16 m³

straumann  
VM 2401 D  
21,5 m³

straumann  
VM 3101 D  
28 m³

straumann  
VM 1501 D  
15 m³

straumann  
VM 1801 D  
18 m³

straumann  
VM 2401 D  
24 m³

straumann  
VM 3101 D  
31 m³

8

technical modifications reserved

technical modifications reserved

9



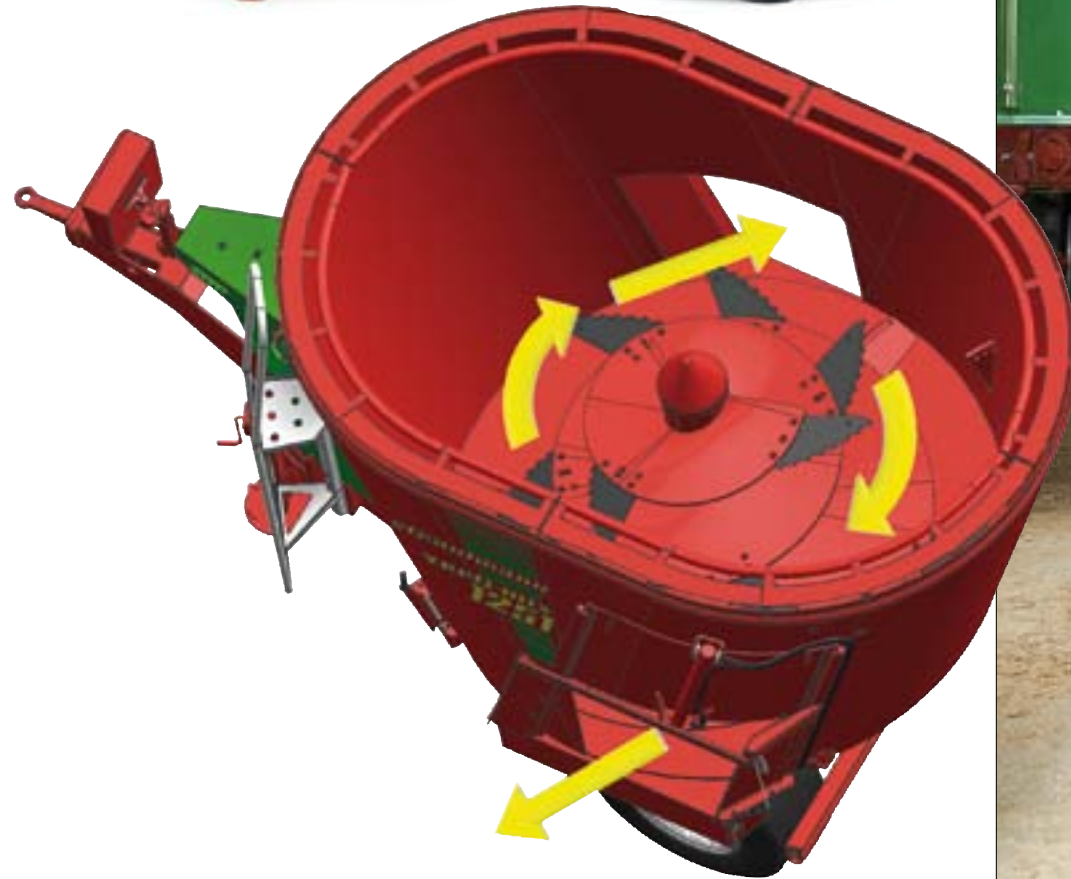
# Discharge options

## — adapted to your enterprise

In the case of side discharge, the asymmetrical position of the discharge openings ensures optimum fodder discharge.

- Loose and homogeneous swathe
- In optimum position at the fodder mixing wagon, relative to the flow of material in the container
- No travelling over the fodder

Choose the right fodder mixing wagon from a large number of discharge options for your feeding area.



### Fodder-protecting discharge via adjustable side chutes

At the side discharge devices, adjustable chutes support feeding.

The side chute mechanically operated by the side door

... moves to rest position with the side door closed – Fodder residues move onto the swathe and do not fall onto the drive path

... ensures fodder discharge beyond the lane – The wheels do not roll over the discharged fodder

The side chutes can be equipped with an optional hydraulic actuating mechanism.



### Discharge in narrow dead-end feeding passages

For comfortable feeding even in narrow dead-end feeding passages, side doors behind the wheels are being used.

The fodder is loosely discharged on one or both sides behind the wheels.\*



### Rear centre discharge

For preparation of premixes or central fodder discharge on the feeding table  
Straumann offers a rear centre discharge option.\*

\*except for Verti-Mix-L





# The Strautmann crossover conveyor

## Easy discharge within the field of view

The Strautmann crossover conveyor proven in ten thousands of applications discharges the mixed feed. Due to the open design it is easily visible for the driver (in case of front discharge) on the right-hand or left-hand side.



Variable conveyor speeds provide a perfect positioning of the fodder. The proven lattice bar roller ensures high tractions of the driving roller and slip-free power transmission. The open lattice bar roller prevents material from piling up on the roller and increases the service life of the conveyor thanks to the gentle return of the conveyor.



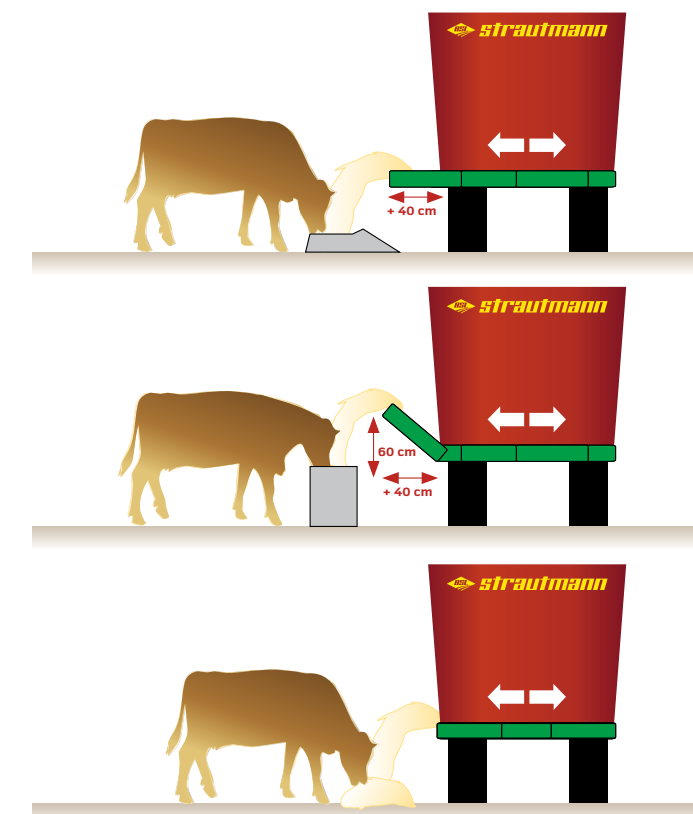
Hydraulically folding conveyor extensions are available on request.



# C-conveyor – for full variability of use

## Highest degree of flexibility when feeding via C-conveyor

The C-conveyor especially developed by Strautmann for feeding into high troughs can be adjusted to different operating conditions from the tractor seat.\*



## Lateral displacement to the left and right

Displacement by 40 cm each side; enables easy feeding into troughs which cannot be closely approached. Sealing of the opposite side by means of telescopic rear conveyor guard.

## Use as an elevator

Due to the possibility of raising the C-conveyor by up to 60 cm to one side or the other, even elevated troughs can be filled.

## Use as a crossover conveyor

Fodder discharge in loose swathe at ground level to the left or right. Electrical adjustment of the conveyor speed enables adaptation to individual stable conditions.

\*except for Verti-Mix-L



# Cubicle management with your Verti-Mix



## Additional benefit for your Verti-Mix by use as spreading equipment

A high-yield cow requires 2 kg of litter every day – more than 6 t a month for 100 cows. Thanks to this optional extra equipment your Verti-Mix fodder mixing wagon can also be used for this type of work.

### Straw blower\*

The Vario mixing auger easily undoes and cuts up straw bales. The hydraulically driven straw blower throws the straw up to a distance of 15 m into the feeding area. The rotary chute and the end flap can be manually or electrically adjusted (from the tractor seat).\*\*



\*except for Verti-Mix-L

\*\*Straw blower only available with rear discharge

### Fast bedding roller\*

The cleaner and more germ-free the cubicle, the healthier the animals. The ideal mix materials are straw, peat, sawdust and lime. After the mixing process in the container has been finished, the mix is spread up to the head region of the cubicles via the drum – comfortably and reliably for maximum animal comfort and udder health.



\*only in combination mit elektrically operation





### The Strautmann operating options

Strautmann responds to individual customer demands also with regard to the kind of operating device. The choice of the optimum operating mechanism depends very much on the user.

#### 1. Direct tractor connection

##### Precondition:

- One double-acting control device for each function

##### Reasonable if:

- ... the tractor is uncoupled only rarely
- ... the fodder mixing wagon is only equipped with a side discharge

#### 2. Operation via Bowden cable

##### Precondition:

- One double-acting control device at the tractor or alternatively one single-acting control device with free return line

##### Reasonable if:

- ... older tractors with only a few control devices are used

#### 3. Electrical control set

##### Precondition:

- One double-acting control device at the tractor or alternatively one single-acting control device with free return line

##### Reasonable if:

- ... comfort and an increase in efficiency are requested

# Weighing and operation – Take your choice

## Weighing devices

The weighing device is an integral component of the fodder mixing wagon. Only an exact quantity determination of the individual ingredients ensures full use of the fodder mixing wagon's cost effectiveness.



### Digi-Star EZ 2400 V

- adding weighing device
- partial zero setting
- mixing timer installed
- 6 digits, each 43mm high
- w 254mm x h 188mm x d 127mm



### Digi-Star EZ 3600 V

- programmable weighing device with data-transfer via data-key
- 20 recipes
- 99 components
- 6 digits each 43 mm high
- identification of the components as running text
- w 262mm x h 183mm x d 127mm



### Digi-Star CC 400

- additional display only together with EZ 2400 V or EZ 3600 V (wireless)
- 6 digits, each 25 mm high
- identification of the components as running text
- range to 300 m
- w 185mm x h 135mm x d 80 mm



# Individual equipment options



Top hitch 40 mm



Mineral feed funnel



Rear-view camera & headlight



Cranked drawbar lug 40 mm



Root crop knife



Monitor for rear-view camera



Coupling head linkage K80



Magnetic system



Lighting



Drawbar lug 50 mm (not in D)



Conveyor extension



Control set with potentiometer



Counter-cutter, manual



Counter-cutter, hydraulic



Hydraulic motors – depending on the application, you can select from a range of motors of different speeds

technical modifications reserved



Software for weighing device (here AV50)

Scales with horn

Scales with aerial & signal lamp

**Wheels** for any kind of application



19/45-17 (18 PR)



10.0/75-15.3 (18 PR)



400/60-15,5 (14 PR)



400/45 L 17.5



400/60-15,5 (18 PR)



26 x 8.0-14 (16 PR)



8.15-15 (14 PR) Zwilling



505/50 R 17



435/50 R 19,5



250-70-15.5 (18 PR)

technical modifications reserved



Fodder mixing wagon Verti-Mix 951-L – 1251-L

| Technical data            |    |             |      |      |             |      |      |
|---------------------------|----|-------------|------|------|-------------|------|------|
| Type                      |    | VM 951      |      |      | VM 1251     |      |      |
| Mixing capacity*          | m³ | 7,5         | 8,5  | 9,5  | 10,0        | 11,0 | 12,5 |
| Dimensions                |    |             |      |      |             |      |      |
| - length                  | m  | 4,85        | 4,85 | 4,85 | 4,87        | 4,94 | 4,98 |
| - width with 1 discharge  | m  |             | 2,30 |      |             | 2,42 |      |
| - width with 2 discharges | m  |             | 2,44 |      |             | 2,44 |      |
| Max. perm. weight         | kg | 6310        | 6850 | 7430 | 8050        | 8730 | 9380 |
| Own weight                | kg | 3410        | 3470 | 4060 | 3990        | 4050 | 4140 |
| Track                     | m  |             | 1,65 |      |             | 1,65 |      |
| Wheel track               | m  |             | 1,90 |      |             | 1,90 |      |
| Discharge height          | m  |             | 0,48 |      |             | 0,48 |      |
| Thickness container wall  | mm | 8           | 8    | 8    | 8           | 8    | 8    |
| Thickness bottom plate    | mm | 18          | 18   | 18   | 20          | 20   | 20   |
| Dimensions with tyres     |    | 250/70-15.5 |      |      | 250/70-15.5 |      |      |

\* Usable mixing volume: Augers are deducted from the volume  
Illustrations, technical data and weights are subject to change due to technical progress  
and are therefore not binding for the delivery.

| Gearbox options and power requirement [hp/kW] |         |       |        |       |         |       |       |
|---|---------|-------|--------|-------|---------|-------|-------|
| Type  | U/min   |       | VM 951 |       | VM 1251 |       |       |
| Without two speed gearbox                     | 26      | 29/39 | 32/43  | 35/47 | 41/56   | 43/58 | 46/62 |
| With two speed gearbox                        | 17,3/26 | 21/28 | 23/31  | 25/34 | 29/39   | 31/42 | 33/45 |
| Without two speed gearbox                     | 30      | 36/49 | 39/53  | 42/57 | 55/75   | 57/78 | 60/81 |
| With two speed gearbox                        | 20/30   | 26/35 | 28/38  | 30/41 | 39/53   | 41/56 | 43/58 |
| Tyres and their impacts on vehicle height     |         |       |        |       |         |       |       |
| Type  |         |       | VM 951 |       | VM 1251 |       |       |
| 10.0/75-15.3 (18 PR)                          | m       | 2,12  | 2,30   | 2,48  | -       | -     | -     |
| 26 x 8.0-14 (16 PR) r.e.                      | m       | 1,99  | 2,17   | 2,35  | -       | -     | -     |
| 250-70-15.5 (18 PR)                           | m       | 2,04  | 2,22   | 2,40  | 2,33    | 2,51  | 2,69  |
| 400/60-15,5 (18 PR)                           | m       | 2,10  | 2,28   | 2,46  | 2,39    | 2,57  | 2,75  |
| 8.15-15 (14 PR) twin                          | m       | 2,03  | 2,21   | 2,39  | 2,32    | 2,50  | 2,68  |



Fodder mixing wagon Verti-Mix 951 – 1651

| Technical data  |         |              |       |       |             |         |       |         |        |         |        |        |
|---|---------|--------------|-------|-------|-------------|---------|-------|---------|--------|---------|--------|--------|
| Type  |         | VM 951       |       |       |             | VM 1251 |       | VM 1451 |        | VM 1651 |        |        |
| usable mixing capacity*   | m³      | 7,5          | 8,5   | 9,5   | 10,0        | 11,0    | 12,5  | 13,5    | 15,0   | 13,5    | 15,0   | 16,5   |
| dimensions  |         |              |       |       |             |         |       |         |        |         |        |        |
| height of extension   | m       | -            | 0,18  | 0,36  | -           | 0,18    | 0,36  | -       | 0,18   | -       | 0,18   | 0,36   |
| - length with cross conveyor front                                      | m       |              | 5,30  |       |             | 5,50    |       |         | 5,75   |         | 5,75   |        |
| - length with cross conveyor rear <sup>1)</sup>                         | m       |              | 4,90  |       |             | 5,04    |       |         | 5,17   |         | 5,17   |        |
| - length without cross conveyor   | m       |              | 4,65  |       |             | 4,87    |       |         | 5,10   |         | 5,10   |        |
| - width with cross conveyor   | m       |              | 2,16  |       |             | 2,28    |       |         | 2,42   |         | 2,42   |        |
| - width with one discharge door   | m       |              | 2,26  |       |             | 2,38    |       |         | 2,52   |         | 2,52   |        |
| - width with 2 discharge doors  | m       |              | 2,36  |       |             | 2,48    |       |         | 2,62   |         | 2,62   |        |
| height approx.  | m       | 2,31         | 2,49  | 2,67  | 2,72        | 2,9     | 3,08  | 2,92    | 3,10   | 2,92    | 3,10   | 3,28   |
| gross vehicle weight  | kg      | 7000         | 7000  | 7000  | 9000        | 9000    | 9000  | 11400   | 11400  | 11400   | 11400  | 11400  |
| own weight approx.  |         |              |       |       |             |         |       |         |        |         |        |        |
| - mit cross conveyor  | kg      | 3200         | 3260  | 3300  | 3800        | 3860    | 4150  | 4840    | 4900   | 4840    | 4900   | 5000   |
| wheel track width   | m       |              | 1,5   |       |             | 1,6     |       |         | 1,74   |         | 1,74   |        |
| outer wheel width   | m       |              | 1,77  |       |             | 1,87    |       |         | 2,23   |         | 2,23   |        |
| discharge height  | m       |              | 0,75  |       |             | 0,87    |       |         | 0,74   |         | 0,74   |        |
| thickness of container wall   | mm      |              | 8     |       |             | 8       |       |         | 8      |         | 8      |        |
| bottom plate <small>(measured until lower edge of bottom plate)</small> | mm      |              | 18    |       |             | 20      |       |         | 20     |         | 20     |        |
| dimensions with wheels  |         | 10.0/75-15.3 |       |       | 400/60-15.5 |         |       | 8.15-15 |        | 8.15-15 |        |        |
| Wheels and effect on height of machine                                  |         |              |       |       |             |         |       |         |        |         |        |        |
| 10.0/75-15.3 (18 PR)  | m       | 2,31         | 2,49  | 2,67  | -           | -       | -     | -       | -      | -       | -      | -      |
| 26 x 8.0-14 (16 PR) r.e.  | m       | 2,23         | -     | -     | -           | -       | -     | -       | -      | -       | -      | -      |
| Gross vehicle weight reduced to   |         | 6260 kg      |       |       |             |         |       |         |        |         |        |        |
| 250/70-15 (18 PR)   | m       | 2,32         | 2,5   | 2,68  | 2,61        | 2,79    | -     | -       | -      | -       | -      | -      |
| Gross vehicle weight reduced to   |         | 8500 kg      |       |       |             |         |       |         |        |         |        |        |
| 400/45 L 17.5   | m       | 2,38         | 2,56  | 2,74  | 2,67        | 2,85    | 3,03  | 3,00    | -      | -       | -      | -      |
| Gross vehicle weight reduced to   |         | 10600 kg     |       |       |             |         |       |         |        |         |        |        |
| 400/60-15,5 (14 PR)   | m       | 2,43         | 2,61  | 2,79  | -           | -       | -     | -       | -      | -       | -      | -      |
| 400/60-15,5 (18 PR)   | m       | -            | -     | -     | 2,72        | 2,9     | 3,08  | 3,05    | -      | 3,05    | -      | -      |
| Gross vehicle weight reduced to   |         |              |       |       |             |         |       | 9660 kg |        | 9660 kg |        |        |
| 8.15-15 (14 PR) twin  | m       | -            | -     | -     | 2,58        | 2,76    | 2,94  | 2,92    | 3,10   | 2,92    | 3,10   | 3,28   |
| 19.0/45-17  | m       | -            | -     | -     | 2,72        | 2,9     | -     | -       | -      | -       | -      | -      |
| Gross vehicle weight reduced to   |         | 8320 kg      |       |       |             |         |       |         |        |         |        |        |
| 215/75R17.5 (133) twin  | m       | -            | -     | -     | -           | -       | -     | 2,97    | 3,15   | 2,97    | 3,15   | 3,33   |
| 505/50 R 17 (146G)  | m       | -            | -     | 2,77  | 2,95        | 3,13    | -     | -       | -      | -       | -      | -      |
| 435/50 R 19.5   | m       | -            | -     | -     | 2,76        | 2,94    | 3,12  | 3,14    | 3,32   | 3,14    | 3,32   | 3,50   |
| Types of gearboxes + power requirement kw/hp                            |         |              |       |       |             |         |       |         |        |         |        |        |
| Type  | rpm     | VM 951       |       |       | VM 1251     |         |       | VM 1451 |        | VM 1651 |        |        |
| without 2-speed gearbox   | 26      | 29/39        | 32/43 | 35/47 | 41/56       | 43/58   | 46/62 | 56/76   | 62/84  | -       | -      | -      |
| with 2-speed gearbox  | 14,4/26 | 21/28        | 23/31 | 25/34 | 29/39       | 31/42   | 33/45 | 40/54   | 44/60  | -       | -      | -      |
| without 2-speed gearbox   | 30      | 36/49        | 39/53 | 42/57 | 55/75       | 57/78   | 60/81 | 70/95   | 77/105 | 70/95   | 77/105 | 84/114 |
| with 2-speed gearbox  | 16,7/30 | 26/35        | 28/38 | 30/41 | 39/53       | 41/56   | 43/58 | 50/68   | 55/75  | 50/68   | 55/75  | 60/82  |
| without 2-speed gearbox   | 23      | -            | -     | -     | -           | -       | -     | -       | -      | 54/73   | 59/80  | 65/88  |
| with 2-speed gearbox  | 12,8/23 | -            | -     | -     | -           | -       | -     | -       | -      | 39/53   | 42/57  | 46/63  |

<sup>1)</sup> +125 mm with lightning



Fodder mixing wagon Verti-Mix 1501 /1801 Double

| Technical data   |         |                |        |        |                |         |         |
|--|---------|----------------|--------|--------|----------------|---------|---------|
| Type   |         | VM 1501 Double |        |        | VM 1801 Double |         |         |
| Usable mixing capacity*  | m³      | 12,0           | 13,5   | 15,0   | 14,0           | 16,0    | 18,0    |
| Dimensions   |         |                |        |        |                |         |         |
| Height of mixing container   | m       | 1,56           | 1,74   | 1,92   | 1,56           | 1,74    | 1,92    |
| Height of extension  | m       | -              | 0,18   | 0,36   | -              | 0,18    | 0,36    |
| - length with cross conveyor front   | m       | 7,01           |        |        | 7,40           |         |         |
| - len. with cross conveyor rear <sup>1)</sup>  | m       | 6,61           |        |        | 6,98           |         |         |
| - length without cross conveyor  | m       | 6,34           |        |        | 6,71           |         |         |
| - width with cross conveyor  | m       | 1,96           |        |        | 2,16           |         |         |
| - width with one discharge door  | m       | 2,06           |        |        | 2,26           |         |         |
| - width with 2 discharge doors   | m       | 2,16           |        |        | 2,36           |         |         |
| Height approx.   | m       | 2,35           | 2,53   | 2,71   | 2,37           | 2,55    | 2,73    |
| Gross vehicle weight   | kg      | 11.800         | 11.800 | 11.800 | 11.800         | 11.800  | 11.800  |
| Own weight approx.   |         |                |        |        |                |         |         |
| - with cross conveyor  | kg      | 5.500          | 5.550  | 5.600  | 6.100          | 6.150   | 6.200   |
| - with 2 discharge doors   | kg      | 5.300          | 5.350  | 5.400  | 5.900          | 5.950   | 6.000   |
| Wheel track width  | m       | 1,52           |        |        | 1,52           |         |         |
| Outer wheel width  | m       | 2,03           |        |        | 2,03           |         |         |
| Discharge height   | m       | 0,79           |        |        | 0,81           |         |         |
| Thickness of container wall  | mm      | 8              |        |        | 8              |         |         |
| Bottom plate   | mm      | 18             |        |        | 20             |         |         |
| Dimensions with wheels   |         |                |        |        |                |         |         |
| - singel axle  |         | 215/75-17,5    |        |        | 215/75-17,5    |         |         |
| Wheels and effect on height of machine   |         |                |        |        |                |         |         |
| Wheel singel axle  |         |                |        |        |                |         |         |
| 8.15-15 (14 PR) twins  | m       | 2,30           | 2,48   | 2,66   | 2,34           | 2,52    | 2,70    |
| wheel track 1500 mm <sup>2)</sup>  | m       | 2,28           | 2,46   | 2,64   | -              | -       | -       |
| 215/75R17,5 twins  | m       | 2,35           | 2,53   | 2,71   | 2,37           | 2,55    | 2,73    |
| wheel track 1500 mm <sup>2)</sup>  | m       | 2,34           | 2,52   | 2,70   | -              | -       | -       |
| 435/50R19,5  | m       | 2,51           | 2,69   | 2,87   | 2,52           | 2,70    | 2,88    |
| wheel track 1500 mm <sup>2)</sup>  | m       | 2,49           | 2,67   | 2,85   | -              | -       | -       |
| 400/60-15,5, wheel track 1500 mm   | m       | 2,43           | 2,61   | 2,79   | -              | -       | -       |
| (reduction of load cap. to: 10800 kg) <sup>2)</sup>  | m       | 2,38           | 2,56   | 2,74   | -              | -       | -       |
| 10,0/75-15,3, wheel track 1650 mm  | m       | -              | -      | -      | 2,38           | 2,56    | 2,74    |
| 400/60-15.5, wheel track 1720 mm   | m       | -              | -      | -      | 2,51           | 2,69    | 2,87    |
| reduction of load cap. to  | kg      |                |        |        | 12.800         |         |         |
| 435/50 R 19.5, wheel track 1720 mm   | m       | -              | -      | -      | 2,56           | 2,74    | 2,92    |
| total weight   | kg      |                |        |        | 12.800         |         |         |
| Types of gearboxes + power requirement kW/HP   |         |                |        |        |                |         |         |
| Type   | rpm     | VM 1501 Double |        |        | VM 1801 Double |         |         |
| without 2-speed gearbox  | 26      | 62/84          | 70/95  | 78/106 | 83/113         | 91/124  | 99/135  |
| with 2-speed gearbox   | 14,4/26 | 38/52          | 43/58  | 48/65  | 51/69          | 56/76   | 61/83   |
| without 2-speed gearbox  | 30      | 81/110         | 89/121 | 97/132 | 104/141        | 112/152 | 118/160 |
| with 2-speed gearbox   | 16,7/30 | 50/68          | 55/75  | 60/82  | 64/87          | 69/94   | 73/99   |
| <sup>1)</sup> +90 mm with lights <sup>2)</sup> Height with axle position „middle“ (only at VM 1501)<br>* Usable mixing volume: Augers are deducted from the volume |         |                |        |        |                |         |         |

Fodder mixing wagon Verti-Mix 2401 /3101 Double

| Technical data  |         |                |        |        |                |         |         |
|---|---------|----------------|--------|--------|----------------|---------|---------|
| Type  |         | VM 2401 Double |        |        | VM 3101 Double |         |         |
| Usable mixing capacity*                                     | m³      | 19,0           | 21,5   | 24,0   | 25,0           | 28,0    | 31,0    |
| Dimensions  |         |                |        |        |                |         |         |
| Height of mixing container                                  | m       | 1,85           | 2,03   | 2,21   | -              | -       |         |
| Height of extension   | m       | -              | 0,18   | 0,36   | -              | 0,18    | 0,36    |
| - length with cross conveyor front                          | m       | 7,76           |        |        | 8,13           |         |         |
| - len. with cross conveyor rear <sup>1)</sup>               | m       | 7,27           |        |        | 7,55           |         |         |
| - length without cross conveyor                             | m       | 7,06           |        |        | 7,44           |         |         |
| - width with cross conveyor                                 | m       | 2,28           |        |        | 2,42           |         |         |
| - width with one discharge door                             | m       | 2,38           |        |        | 2,52           |         |         |
| - width with 2 discharge doors                              | m       | 2,48           |        |        | 2,62           |         |         |
| Height approx.  | m       | 2,66           | 2,84   | 3,02   | 3,21           | 3,39    | 3,57    |
| Gross vehicle weight  | kg      | 16.300         | 16.300 | 16.300 | 18.000         | 18.000  | 18.000  |
| Eigengewicht ca.  |         |                |        |        |                |         |         |
| - with cross conveyor                                       | kg      | 7.300          | 7.350  | 7.400  | 9.600          | 9.675   | 9.750   |
| - with 2 discharge doors                                    | kg      | 7.100          | 7.150  | 7.200  | 9.400          | 9.475   | 9.550   |
| Wheel track width   | m       | 1,74 / 1,94    |        |        | 1,94           |         |         |
| Outer wheel width   | m       | 2,25           |        |        | 2,37           |         |         |
| Discharge height  | m       | 0,81           |        |        | 1,03           |         |         |
| Thickness of container wall                                 | mm      | 8              |        |        | 8              |         |         |
| Bottom plate  | mm      | 20             |        |        | 20             |         |         |
| Dimensions with wheels                                      |         |                |        |        |                |         |         |
| - singel axle   |         | 235/75 R17.5   |        |        | -              |         |         |
| - tandem axle   |         | -              |        |        | 435/50 R 19,5  |         |         |
| * Usable mixing volume: Augers are deducted from the volume |         |                |        |        |                |         |         |
| Wheels and effect on height of machine                      |         |                |        |        |                |         |         |
| Wheel singel axle   |         |                |        |        |                |         |         |
| 235/75R 17.5, twins, wheel track 1740 mm                    | m       | 2,66           | 2,84   | 3,02   | -              | -       | -       |
| 455/45R 22.5, wheel track 1720 mm                           | m       | 2,85           | 3,03   | 3,21   | -              | -       | -       |
| 435/50R 19,5, wheel track 1720 mm                           | m       | 2,80           | 2,98   | 3,16   | -              | -       | -       |
| Wheels tandem axle  |         |                |        |        |                |         |         |
| 435/50 R 19,5, wheel track 1720 mm                          | m       | 2,80           | 2,98   | 3,16   | -              | -       | -       |
| reduction of road ca P. to                                  | kg      | 12.100         |        |        |                |         |         |
| 400/60-15.5, wheel track 1720 mm                            | m       | 2,80           | 2,98   | 3,16   | -              | -       | -       |
| 435/50 R 19.5, wheel track 1930 mm                          | m       | 2,87           | 3,05   | 3,21   | 3,21           | 3,39    | 3,57    |
| 435/50 R 19.5, wheel track 1720 mm                          | m       | 2,84           | 3,02   | 3,20   | -              | -       | -       |
| Types of gearboxes + power requirement kW/HP                |         |                |        |        |                |         |         |
| Type  | rpm     | VM 2401 Double |        |        | VM 3101 Double |         |         |
| without 2-speed gearbox                                     | 23      | -              | -      | -      | -              | -       | -       |
| with 2-speed gearbox  | 12,8/23 | -              | -      | -      | 85/116         | 91/124  | 96/130  |
| without 2-speed gearbox                                     | 26      | -              | -      | -      |                |         |         |
| with 2-speed gearbox  | 14,4/26 | 67/91          | 72/98  | 77/105 | -              | -       | -       |
| without 2-speed gearbox                                     | 30      | -              | -      | -      | -              | -       | -       |
| with 2-speed gearbox  | 16,7/30 | 83/113         | 88/120 | 93/126 | 97/132         | 103/140 | 109/148 |
| <sup>1)</sup> +90 mm with lights                            |         |                |        |        |                |         |         |







# strautmann



Strautmann home factory in Bad Laer

[www.strautmann.com](http://www.strautmann.com)

B. Strautmann & Söhne GmbH u. Co. KG is a medium-sized family-owned company from southern Lower Saxony having already celebrated its 80th anniversary of existence and now being managed by the third generation. In a modern plant at the second production site in Lwówek (Poland), Strautmann manufactures individual machine components and, apart from that, also parts of the

machine programme as well as tipping trailers, silage shovels or shear grabs. As a machine manufacturer offering a wide range of machinery for cattle feeding, green fodder harvesting, universal spreader and transport technology as well as in the field of charging and dosing technology for biogas plants, Strautmann is the competent partner for almost any customer in this industry.



Pol-Strautmann



**B. Strautmann & Söhne GmbH u. Co. KG**

Bielefelder Straße 53 · D-49196 Bad Laer · Tel.: +49 (0)5424/802-0 · Fax: +49 (0)5424/802-76 · [info@strautmann.com](mailto:info@strautmann.com) · [www.strautmann.com](http://www.strautmann.com)